

Statement

Statement is a document that contains summary information on agreements/reports/master agreements **in the registry** for a certain period of time. Client receives a statement report at the end of the operation day, if any documents were registered during the day. The statement report is also sent to the client upon request, which can be created in the [Message Preparation](#) form. To find details about statement format, refer to [NSD's trade repository messages specifications](#). In the Web-client statements are displayed in tables (Fig. 1), where each row contains information about one message thread: statement request statement.

Reports

Statements

Total: 108

5

All

<12345...22>

Date !?	Party 1	Party 2	Comment	UTI	Non standard terms	Correlation ID
2016-04-15 19:17	ITGlobal test4	NSD				[VRKITGLOBAL4]-[2016]-[R1075359]
2016-04-15 19:17	ITGlobal test4	NSD				[VRKITGLOBAL4]-[2016]-[R1075224]
2016-04-05 20:17	ITGlobal test4	NSD				[VRKITGLOBAL4]-[2016]-[R1050033]
2016-03-30 20:16	ITGlobal test4	NSD				[VRKITGLOBAL4]-[2016]-[R1042277]
2016-03-29 19:24	ITGlobal test4	NSD				[VRKITGLOBAL4]-[2016]-[R1041837]

Total: 108

<12345...22>

Fig. 1 – Statement form

These tables are subject to information display settings, described in section [General Settings](#).

Form elements

The **Statements** form contains the following information about documents:

- Date – the date of the statement/report;
- Party 1 – name of the company, acting as the first party to the contract, transaction, master agreement;
- Party 2 – name of the company, acting as the second party to the contract, transaction, master agreement;
- omment – comment to the report;
- UTI – UTI code (see [Incoming/Outgoing UTI](#));
- Non standard terms – trade concluded without MA;
- Correlation ID – unique identification number of a notification chain.

Name of the user's company, for which the current user is an RA or a party MA, is written in green.

Hovering the mouse pops up a toolbar. Description of the toolbar buttons is shown in Table 1.


Table 1 – Toolbar buttons

Button	Function
	Print statement
	Save in PDF format
	Save in XML file
	Add a comment. Clicking on the button will open a window where you need to enter the message and click the Save button. The comment displayed in the Comment column. Comments are not available for viewing to the second party of the transaction To edit or remove a comment re-click on the button. In the opened form change/delete a comment and click Save
	Mark as read

	Mark as unread
---	----------------

There are two ways to view report or statement:

- click on the row in the table. This will open the additional information block, which contains the type and the identification number of the statement /report. The example of information block for the **Statements** form is presented in Fig. 2. If the system has not identified which program the

message was sent with (via personal user's system or the Web-client) the "  " element will be displayed. Clicking on the icon or putting a mouse cursor over displays the message ID number.;

Type

🕒 2016-04-15 19:17.45


Client statement report 

Fig. 2 – information on registry statements

After that click on the statement name, which is an active link. Then close the print settings dialog of your Web browser to view the report print form (Fig. 3).

Форма RM004/ Form RM004

ВЫПИСКА ПО ДОГОВОРАМ, ЗАРЕГИСТРИРОВАННЫМ В ИНТЕРЕСАХ КЛИЕНТА
STATEMENT REPORT

Параметры документа / Requisite details of the document

Отправитель/Sender:	NDC000000000		
	Репозитарный код / Repository code	VRKITGLOBAL4	Краткое наименование / Shortened name
Получатель/Receiver:			Тестовый клиент ЛК 4
	Репозитарный код / Repository code		Краткое наименование / Shortened name
Исходящий номер сообщения / Outgoing reference number of the message:	R313100		
Дата подачи сообщения / Message submission date:	2014-02-11		
Номер связанного сообщения / Related message number:	-		
Идентификатор последовательности сообщений / Correlation identifier:	[VRKITGLOBAL4]-[2014]-[R313100]		
Назначение / Purpose*:	Выписка по событиям участника / Statement with party's reported events		

Параметры запроса / Statement request parameters

Участник/Party	VRKITGLOBAL4		
	Репозитарный код / Repository code	Тестовый клиент ЛК 4	Краткое наименование / Shortened name
Тип выписки/Statement type	ALLD		
Дата начала периода выписки/Statement period start date	2014-02-11		
Дата окончания периода выписки/Statement period end date	2014-02-11		


События / Events

События, связанные с генеральным соглашением / Master agreement related events

События, связанные с генеральным соглашением / Master agreement related events

Репозитарный номер генерального соглашения/Repository's identifier of the master agreement	MA0000004119
Состояние генерального соглашения/Master agreement status	Actively
Дата последнего регистрационного действия/Last action date	2013-11-14
Дата совершения отчитываемого события/Event's actual date	2013-11-14
Регистрация Анкеты/Form initial registration	
Идентификатор, присвоенный репозитарием/Trade identifier given by repository	MA0000004119
Идентификатор, присвоенный первой стороной/Trade identifier given by first party	

Fig. 3 – viewing a registry statement

- lick the  button, then close the print settings dialog of your Web browser to view the report print form.

Filter settings

The principle of filtering data in the table described in [Filter settings](#). In the **Statement** form the following filters are available:

- Date (from/to) – the date of receiving statement;
- Unread – display all unread messages;
- Search by string – search by the comment, correlation id and the transaction number;
- Parties – the parties of the fill.