

# Master agreements

**Master agreement** (hereinafter MA) is an agreement between two parties (participants of the repository) on the general conditions of performing various types of unorganized bidding transactions. An example of MA can be viewed [here](#) (russian version). The MA stipulates all conditions and procedures of performing transactions, payments, as well as the rights and obligations of participants in negotiation and execution of transactions.

On this page:

- [Master Agreements tab](#)
  - [Trade concluded without MA](#)
- [Parties tab](#)

By message of the FFMS of Russia from Dec 28, 2011 #11-68/pz-n (as amended on Dec 04, 2012) "On Approval of the Procedure of keeping an agreement registry", the information about MAs and transactions executed under such MAs shall be recorded in the repository registry. MA information will be transferred to the registry in the following cases:

- conclusion of a new MA;
- amendments to the MA;
- information on the termination of the MA.

The web-client's form of the **Master Agreement** contains records of registered and terminated MAs and list of organizations the counterparty has concluded MAs.

Registration date	Signature date	Master agreement identifier	Party 1	Party 2	Status	Party agreement number 1	Party agreement number 2	UTI
2015-10-27 18:46	2015-10-27	MA0000120750	ITGlobal test4	ITGlobal test5	DONE			
2015-10-27 16:24	2015-10-27	MA0000120736	ITGlobal test4	ITGlobal test5	DONE			
2015-10-06 18:36	2015-10-06	MA0000117684	ITGlobal test4	ITGlobal test5	DONE			
2015-08-20 10:37	2015-08-19	MA0000104506	ITGlobal test4	ITGlobal test5	DONE	qw3	qr3	
2015-07-16 16:59	1980-01-01	MA0000104084	ITGlobal test4	ITGlobal test5	TCRS			
2015-07-02 14:39	2015-07-01	MA0000103934	ITGlobal test4	noname	DONE			

Fig. 1 – form of the **Master Agreement**

## Master Agreements tab


The **Master Agreement** tab opens by default when clicking on the section (Fig. 2). It contains a table listing all the counterparty's MAs, available for viewing by the current user.


Registration date	Signature date	Master agreement identifier	Party 1	Party 2	Status	Party agreement number 1	Party agreement number 2	UTI
2015-10-27 18:46	2015-10-27	MA0000120750	ITGlobal test4	ITGlobal test5	DONE			
2015-10-27 16:24	2015-10-27	MA0000120736	ITGlobal test4	ITGlobal test5	DONE			
2015-10-06 18:36	2015-10-06	MA0000117684	ITGlobal test4	ITGlobal test5	DONE			
2015-08-20 10:37	2015-08-19	MA0000104506	ITGlobal test4	ITGlobal test5	DONE	qw3	qr3	
2015-07-16 16:59	1980-01-01	MA0000104084	ITGlobal test4	ITGlobal test5	TCRS			
2015-07-02 14:39	2015-07-01	MA0000103934	ITGlobal test4	noname	DONE			

Fig. 2 – **Master agreement** tab

The table displays the following MA data:

- Registered – date of registration or a date of the last MA modification;
- Signature date – date of the lease agreement;
- Master agreement code – identification number assigned at registration in the registry repository;
- Party 1 – name of the organization that is a first party in the MA;
- Party 2 – name of the organization that is a second party in the MA;
- Status:
  - Actively – registered in the register;
  - Waiting – waiting for confirmation of the second side;
  - Closed – closed in the register;
  - Rejected – rejected by the first party (CM003);
  - Refused – rejected by the second party (CM002);
- Party agreement number 1 – MA number assigned by the first side;
- Party agreement number 2 – MA number assigned by the second side;
- UTI – UTI code (see [Incoming/Outgoing UTI](#)).

Terminated or expired agreements are written in yellow. The background color  of the row means that the current user's organization is a party to the MA.

Click on the  button on the toolbar to open the viewing form of the master agreement. Hovering over the table row opens a toolbar described in Table 1.

### Master agreement MA0000124666

#### Master agreement properties

Party 1	[VRKITGLOBAL4] Тестовый клиент ЛК 4
LEI/SWIFT/INN for party 1	LEI_VRKITGLOBAL000000004
Classification for party 1	Other
Country for party 1	RU
Organization type for party 1	L
Master agreement number in terms of party 1	NONREF
Party 2	[VRKITGLOBAL5] Тестовый клиент ЛК 5
LEI/SWIFT/INN for party 2	LEI_VRKITGLOBAL000000005
Classification for party 2	Other
Country for party 2	RU
Organization type for party 2	L
Master agreement number in terms of party 2	NONREF
Event's actual date	2016-02-10
Trade date	2016-02-10

#### Master agreement terms


Master Agreement Type	AFB
-----------------------	-----







Reporting form
Message

Download
Print
Close

Fig. 3 – MA preview form

Table 1 – Instruments of the MA form

Button	Function
	Create a draft under the MA

	Save in PDF format
	Calls the MA preview form
	Calls a <a href="#">edit form</a> for registering changes in the conditions of MA (available for BRA)
	Correct the entry (the changes that do not require the verification)
	Calls a <a href="#">edit form</a> for terminating the MA (available for BRA)
	Reopen the MA (master agreement deregistration request)

Web-client allows searching and sorting MAs by filters (Fig. 5).

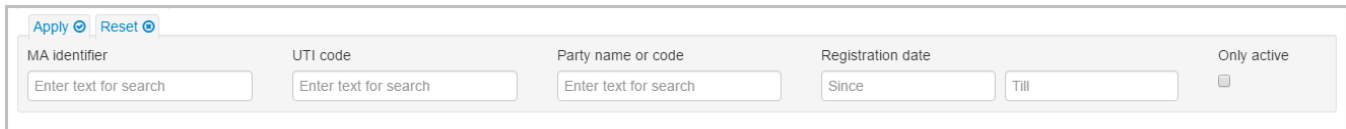





Fig. 4 – filter settings

Description of filters available in the Web-client is provided in Table 2.

**Table 2 – Transaction log filters**

Filter Name	Description
Master agreement code	Selecting the master agreement code. Displays the MAs, whose code fully or partially match the code typed in the search box
UTI	UTI code (see <a href="#">Incoming/Outgoing UTI</a> ). In the field you must enter the code completely or partially
Party name or code	In the field you must enter the code or the party name completely or partially
Date range	Setting the time interval. Displays the MAs, which were modified within the specified time period
Active only	Checking the <b>Active only</b> box. Displays only active MAs (not yet terminated)

To apply filters it is necessary to open the settings panel by clicking  , setup filters and click  . As a result the table will display MAs matching the search criteria. The principle of filtering data in the table described in [Filter settings](#).

 These tables are subject to information display settings, described in section [General Settings](#).

## Trade concluded without MA

To conclude agreement without MA you need on the [Message creation/editing form](#) activate the **Trade concluded without Master agreement** field. You do not need to activate the **Master agreement number** field.

 Create new message

## Registration request | Foreign exchange swap CM021

Reporting form

### Request properties

Trade concluded without Master agreement	true Yes	<input type="checkbox"/>	<input type="checkbox"/>
Master agreement number		<input type="checkbox"/>	<input type="checkbox"/>
Repository CSA number		<input type="checkbox"/>	<input type="checkbox"/>
Party 1	[PARTY-1-CODE]		
LEI/SWIFT/INN for party 1			

Fig. 5 – Trade without MA

## Parties tab

The form contains a table with a list of counterparties to the MAs, available to the current user's company. The parties are considered to be associated with the MA not only if they are parties to the agreement, but also if they are reporting agents under the MA. For example, one of them is a reporting agent, and the second one – a basic reporting agent.

The table shows the following information about the counterparty:

- repository code (Fig. 6.1);
- name of organization (Fig. 6.2);
- role of the MA participants (Fig. 6.3);
- list of MAs, where the party plays a corresponding role (Fig. 6.4).

NSD trade repository Dashboard / Parties VR0ITGLOBAL1\_admin | VR0ITGLOBAL1 Log off

### Master agreements

Master agreements Parties

Party code	Party name	Role	Master agreements
VRKITGLOBAL7	ITGlobal test7	Client represented by you	[MA0000001923]
VRKITGLOBAL5	ITGlobal test5	Client represented by you	[MA0000001791] [MA0000001812]
VRKITGLOBAL4	ITGlobal test4	Client reported by you	[MA0000001863]
VRKITGLOBAL4	ITGlobal test4	Client represented by you	[MA0000001963] [MA0000001733]
VRKITGLOBAL3	ITGlobal test3	Client reported by you	[MA0000001893]

Total: 21

Fig. 6 – Parties tab

A MA can be viewed by clicking on its registration number (Fig. 7)

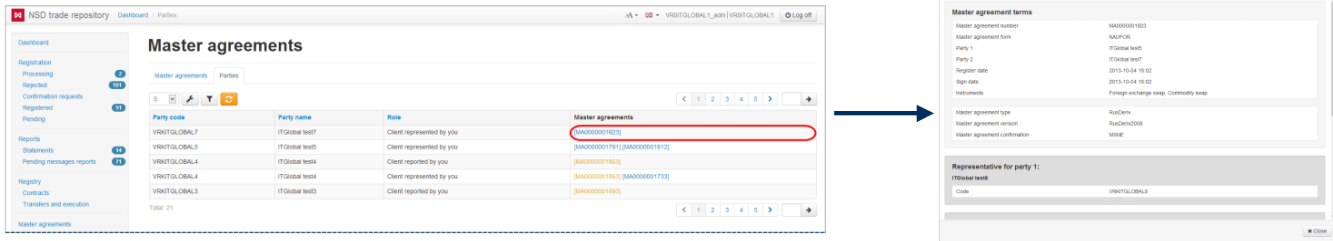



Fig. 7 – viewing the MA


The **Parties** tab only allows filtering by role the parties play in various MAs. Table 3 describes categories of the **Party Role** filter.

**Table 3 – Categories of the Party Role filter**

Category name	Description
All	Displays all participants
Clients (RAs)	Displays parties for which the current user's organization is an RA
Clients (BRAs)	Displays parties for which the current user's organization is a BRA
Counterparties	Displays counterparties
RAs	Displays parties that are an RA for which the current user's organization
BRAs	Displays parties that are a BRA for which the current user's organization

To display information about what master agreements have the necessary parties playing certain roles use the **Parties** filter. Filter by a set of participants settings are described in the [General settings section](#).

To apply filters it is necessary to open the settings panel by clicking , install filters and click . As a result the table will display MAs matching the filter criteria. The principle of filtering data in the table described in [Filter settings](#).

 These tables are subject to information display settings, described in section [General Settings](#).