

Registration

Section contains information about the processing of messages.

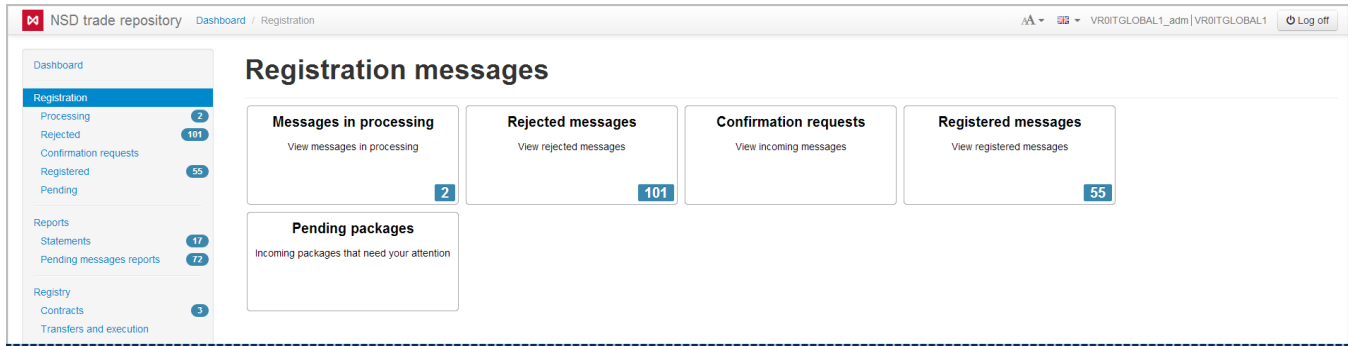


Fig. 1 – Registration form

On this page:

- [Subforms](#)
 - [Form elements](#)
 - [Main table](#)
 - [Additional table](#)
 - [Viewing document](#)
 - [Filter settings](#)
 - [Toolbar](#)
- [Working with message CM082](#)

Subforms

The **Registration** section contains **Processing, Rejected, Requests, Registered** and **Pending** subforms. Each form includes information about the individual **registration chains** – a sequence of messages between the party (reporting agent) and the repository associated with the registration of a single contract/report/master agreement. The registration of changes to the contract or master agreement is a separate **chain**.

For example, if a party sends message for registration of agreement or changes of the registered contract to the repository, the chain will consist of following messages:

1. Agreement registration message (message [nonpublicExecutionReport](#)) – message sent;
2. Status notification message (message [eventStatusResponse](#)) – incoming message is about that the second party received the first message;
3. Registration notification message (message [nonpublicExecutionReportAcknowledgement](#)) – incoming message that informs that the second party has confirmed the agreement and the repository has registered the chain.

Sending corrections to a previously sent message to the repository would initiate a child chain. For example, if a party sends an incorrect message to the repository, and the repository system rejects it because of wrong format, the chain will consist of two messages:

1. Message for registration of changes from the client to the repository (message [nonpublicExecutionReport](#));
2. Error notification from the repository to the client (message [nonpublicExecutionReportException](#)).

To find out which message types a chain can contain, refer to [NSD's trade repository messages specifications](#).

The information on which **registration chains** contain subforms is provided in Table 1.

Table 1 – Description of the Registration section subforms

Form	Description
Processing	<p>Contains chains in an idle state from the Web-client user's viewpoint. There are two types of chains:</p> <ul style="list-style-type: none"> • chains, in which the participant has sent a message and has not yet received a response from the repository; • chains, in which the party has received a notice by repository saying his message was sent to the counterparty for approval; • child chains of changing a previously sent (and not yet registered) message.

Rejected	<p>Contains:</p> <ul style="list-style-type: none"> chains, in which a notice has been received from the repository about processing rejection or a notice of registration rejection; chains, in which the user has sent a rejection to a confirmation request. The reason for the rejection could be, for example, the discrepancy of the message and an xsd-scheme of the message format or the counterparty's disagreement with the report terms; child chains to cancellation of a previously sent (and not yet registered) message.
Requests	<p>Contains incoming request chains that for the given party start with an Approval request sent by the repository. This means that the registration process was initiated by the other party and the repository sent a request for approval to the current party.</p> <p>If a user sends a message containing a mistake, then, according to its type, the following will happen:</p> <ul style="list-style-type: none"> if the error is critical (for example, the master agreement specified in the document has been canceled), the chain will move into Rejected form, and it will be impossible to perform any operations with the chain; if the error is not critical (for example, the chain contains a validation error message), the chain will be available for further work.
Registered	Contains completed chains of registered documents
Pending	Contains the electronic workflow system messages, encrypted on the party certificate and the servers of the Web-client cannot decrypt and display their contents to the user. Users must decrypt them on their own

Form elements

Main table

Chains of messages are displayed in tables. Fig. 2 shows an example of a **Registered** form table.

Date	Product	Type	Master agreement	Trade number for party 1	Trade number for party 2	Repository trade number	Party 1	Party 2	Party 1's reporting agent	Party 2's reporting agent	Party 1's representative	Party 2's representative	Status	Correlation ID
2013-11-14 15:42	Foreign exchange swap	Registration request for amendment of contract "Foreign exchange swap"	MA0000001642			DS0000006878	IT Global LLC	ITGlobal test1	IT Global LLC	IT Global LLC	IT Global LLC	IT Global LLC	Accepted	[VR0ITGLOBAL1]-[2013]-[WEB050038ed07f947c49a61997553d7a4b4]
2013-11-14 15:37	Foreign exchange swap	Registration request for amendment of contract "Foreign exchange swap"	MA0000001642			DS0000006878	IT Global LLC	ITGlobal test1	IT Global LLC	IT Global LLC	IT Global LLC	IT Global LLC	Accepted	[VR0ITGLOBAL1]-[2013]-[WEB0506865dc73c40f6b22c05a0e646167e]
2013-11-14 14:08	Foreign exchange swap	Notification of confirmation	MA0000001642			DS0000006878	IT Global LLC	ITGlobal test1	IT Global LLC	IT Global LLC	IT Global LLC	IT Global LLC	Accepted	[VR0ITGLOBAL1]-[2013]-[WEB016f2d914e6a4540a30736b1d8308b15]
2013-11-14 12:02	Foreign exchange swap	Registration request for amendment of contract "Foreign exchange swap"	MA0000001642			DS0000006878	IT Global LLC	ITGlobal test1	IT Global LLC	IT Global LLC	IT Global LLC	IT Global LLC	Accepted	[VR0ITGLOBAL1]-[2013]-[WEB09090005399428e954885162ca7a77f]
2013-11-13 20:28	Foreign exchange swap	Registration request for amendment of contract "Foreign exchange swap"	MA0000001642			DS0000006878	IT Global LLC	ITGlobal test1	IT Global LLC	IT Global LLC	IT Global LLC	IT Global LLC	Accepted	[VR0ITGLOBAL1]-[2013]-[WEB4010e2c651f94919c448eca084ee05d]

Fig. 2 – example of a **Registered** form table

Each row corresponds to one registration chain.

Chains of inactive **master agreements** are written in yellow. Name of the user's company responsible for a certain role in the chain (under the MA this chain is associated with), is written in green.

A set of columns of the main table of the registration section form table is shown in Table 2.

Table 2 – Registration chain data

Column	Description
Date	Date of the last message in the chain (the date of receipt of the Pending form package)
Receipt date	The date of receiving the message by the repository (the date of receiving notification RM003 (notification of request status) from the repository)
State	Chain status. Depending on the tab can be either Processing, Rejected or Registered
Product	Financial instrument
Type	Chain object
Master agreement	Master agreement identification code
Transaction number for party 1	Number of transaction assigned to the first part of the master agreement (optional)
Transaction number for party 2	Number of transaction assigned to the second part of the master agreement (optional)
Repository transaction number	Number the repository assigns when processing a transaction
Party 1	Name of the organization, acting as a party to the Master agreement
Party 2	Name of the organization, acting as a party to the Master agreement
Comment	Comment to the chain
UTI	UTI code (see Incoming/Outgoing UTI)
Non standard terms	Trade concluded without MA
Party 1's reporting agent	Name of the organization, designated the first party's RA
Party 2's reporting agent	Name of the organization, designated the second party's RA
Correlation ID	Chain ID number. If the chain has child chain of changing or cancellation, the ID of this chain is displayed in the column

These tables are subject to information display settings, described in section [General Settings](#).

Additional table

To view all messages associated with the chain, click on the row in the main table. An additional table with the entire message chain will appear to the right of the main table (Fig. 3).






Type
 2016-05-10 15:22.47 Application for designation of authorized reporting agent ✓
 2016-05-10 15:23.47 Notification of request status 
 2016-05-10 15:23.51 Registration notification 

Fig. 3 – example of a **Registered** tab table

If the message contains an attachment, the icon  will be displayed. To download the file click on the icon.

The messages that belong to a child chain are displayed in red. If the sent message hasn't been delivered to the repository then the "✘" element will be displayed next to the message name. When the message will be delivered the "✓" element will be displayed (Fig. 4). If the system has

not identified which program the message was sent with (via personal user's system or the Web-client) the "🔒" element will be displayed. Clicking on the icon or putting a mouse cursor over (Fig. 4) displays the message ID number.

Type	
🕒 2016-05-10 15:22.47	Application for designation of authorized reporting agent ✓
ID: 4346635	
🕒 2016-05-10 15:23.47	Notification of request status 📄
ID: 1091605	Repository ID: 1091605
🕒 2016-05-10 15:23.51	Registration notification 📄
ID: 1091606	

Fig. 4 – the message ID number

During message exchange process the user receives notifications. One of them is Matching differences report. For convenience of viewing of the data the background color of rows filled by user are orange, the background color of rows filled by contractor are violet (Fig. 6).

Variance report	
<i>General parameters</i>	
Message identifier	R303847
The unique identifier of the received message	WEB0f3677b838324bd0af103d8943b5b94f
Message sender	NDC000000000
Message receiver	VRKITGLOBAL4
Message creation time	2014-01-23T13:58:38
<i>The version(s) of specifications</i>	
Version of specification	3.0
Messages chain identifier	[VRKITGLOBAL3]-[2014]-[WEB64660b58cbef4e759ef1e253ce3ec091]
Counterparty's message identifier	WEB64660b58cbef4e759ef1e253ce3ec091
<i>Found differences description</i>	
Type of difference	Value
Severity of the difference	Error
Element name	Идентификатор договора / Trade Identifier.
Element's XPath in first message	/nonpublicExecutionReport[1]/trade[1]/tradeHeader[1]/partyTradeIdentifier[3]/tradeId[1]/text()[1]
Element value in first message	q4 rej test ma 2
Element's XPath in second message	/nonpublicExecutionReport[1]/trade[1]/tradeHeader[1]/partyTradeIdentifier[3]/tradeId[1]/text()[1]
Element's value in second message	q4 rej test ma 2 edit
Description of the problem	В значении поля/Text value

Reporting form Message Print Close

Fig. 5 – matching differences report

Clicking on the message button you can view the file in XML-format. This format is used for importing files.

Viewing document

Each message or notification from the repository can be viewed by clicking on its name, an active link (Fig. 5). In the form the attached file is also available.

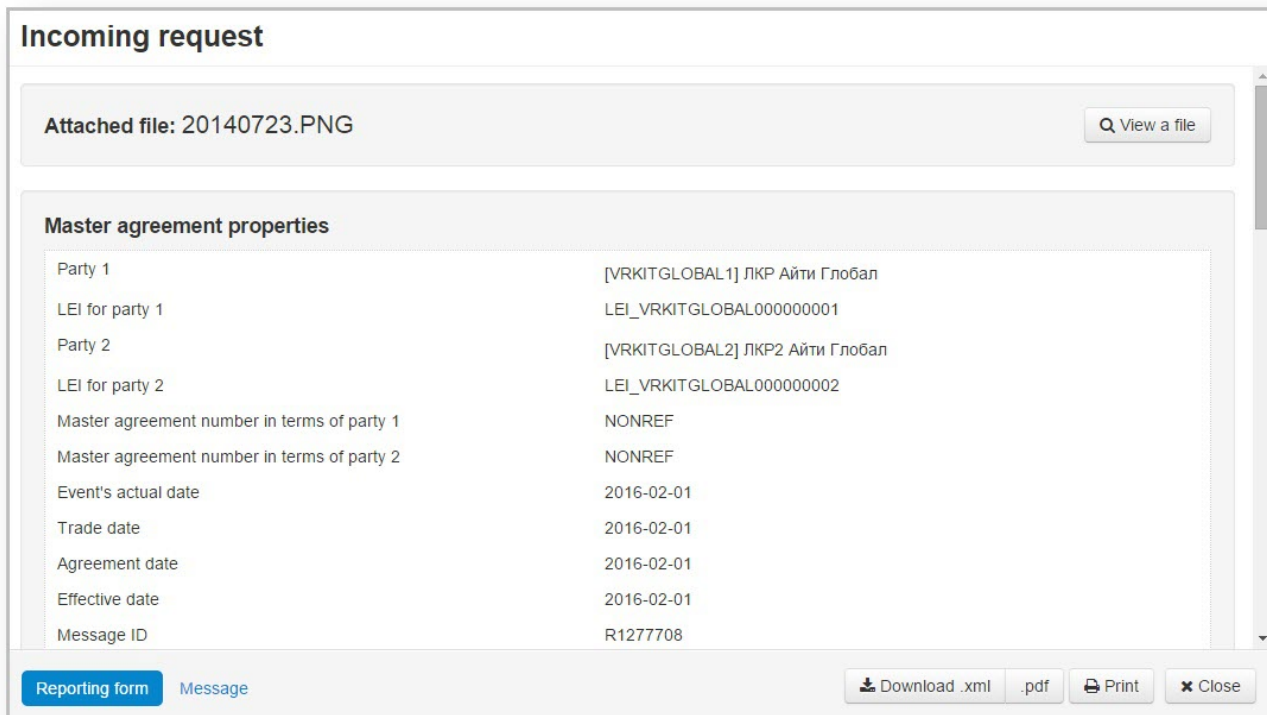


Fig. 6 – viewing messages

The buttons on the bottom panel allow you to:

- Reporting form – viewing form of the message;
- Message – viewing the xml file;
- Download .xml – download the xml file;
- .pdf – download the pdf file;
- Print – to print the message;
- Close – close the viewing form.

Filter settings

The principle of filtering data in the table described in [Filter settings](#). In the **Registration** block the following filters are available:

- Instruments type (currency swap, option). The button indicates that the filtering will be applied only to the selected instruments. The button indicates that filtering will be applied to all instruments, except for the selected instruments;
- Product type. The button indicates that the filtering will be applied only to the selected instruments. The button indicates that filtering will be applied to all instruments, except for the selected instruments;
- Date (from/to) – the date of the last message in the chain (the first column in the table);
- Trade Date (from/to) – the date of the contract's conclusion (the **Trade Date** column in the table);
- Master agreement – Master agreement on which the messages are registered. The button indicates that the filtering will be applied only to the selected MA. The button indicates that filtering will be applied to all instruments, except for the selected MA;
- Unread – display all unread messages;
- Hidden – show all hidden chain (to hide the conversation using [the button](#));
- Search by string – search by the comment, correlation id and the transaction number;
- Parties – the parties of the chain.

Toolbar

Hovering the mouse on a table row displays a toolbar. The set of tools varies depending on the form (table 3).

Table 3 – Types of toolbars

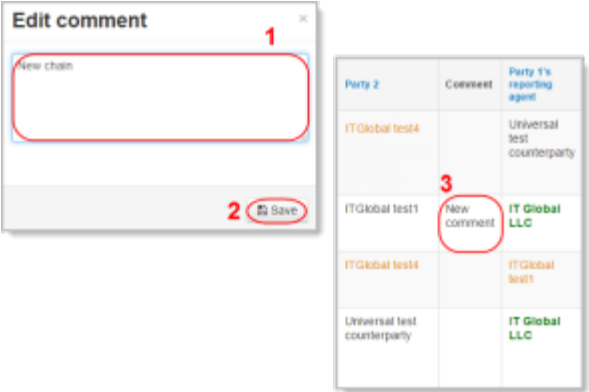



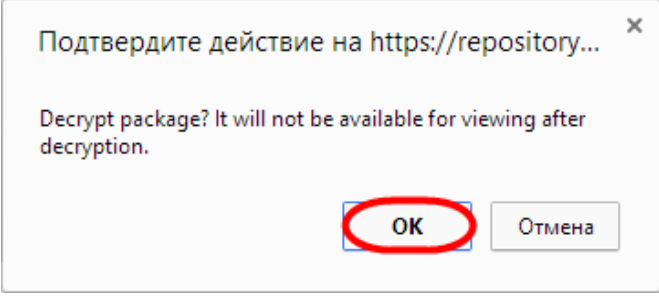



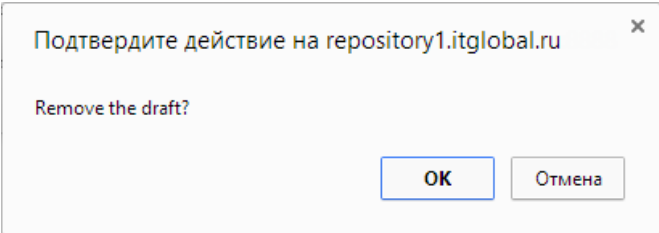
Form	Toolbar
Processing	

Rejected	
Requests	
Registered	
Pending	

Table 4 provides the description of the toolbar buttons.

Table 4 – Toolbar buttons

Button	Function	Calling form
	<p>Creates a draft of message for the primary registration based on the chain</p> <p>A click on the button will create a draft message based on the first message of the chain, and open the Create/edit message form. The user can make changes to the message and click Save. A copy of the draft will be displayed in the Drafts form. Next the Create /edit message form will open again to resume work on the document and save it as another draft</p>	
	<p>View document</p> <p>Clicking on the button opens a preview form of the first message in the chain. Additionally, you can view the attached file. When you click View a file, the file will be downloaded to the user's computer</p> <p>For Aggregated report on binary options (CM082) clicking on the button opens a print settings form</p>	
	<p>Print document</p> <p>Clicking on the button will display the print settings form for the first message in a chain, in which you want to set the necessary parameters and print the document</p>	
	<p>Save the first message of the chain in the PDF file</p>	
	<p>Modify message that has not been confirmed by the counterparty</p> <p>Clicking on the button will take you to the Create/edit message form of the first message in the chain. When user clicks Save, the document is displayed in the Drafts form. When user clicks the Send button, the message containing changes to the previous registration message will be sent to repository. New message will replace the previous message. The child chain will be displayed in the Processing form. The parent chain will be cancelled and displayed in the Rejected form</p>	

	<p>Add a comment to a chain. If you add a comment to the hidden chain it will become visible. Comments are not available for viewing to the second party of the transaction</p> <p>To edit or remove a comment re-click on the button. In the opened form change/delete a comment and click Save</p>	
	<p>Mark as unread</p>	
	<p>Mark as read</p>	
	<p>Decrypt one package</p> <p>Clicking on the button will open a confirmation window, where you must click OK to decrypt the message. After decryption the message will be deleted from the Pending form and queue in the appropriate registration chain</p>	
	<p>Keep the first message of the chain in the xml file For the Pending form – view files included in the package. Clicking on the button will open a window for viewing the message</p>	
	<p>Upload decrypted package</p> <p>Clicking on the button will automatically download the message chain to your computer</p>	
	<p>Delete package without decryption</p> <p>Clicking on the button will open a confirmation window, in which you must click OK to confirm the deletion</p>	



Generate a draft of notification of agreement to the parameters sent for coordination

Clicking on the button will take user to the Message confirmation form.
When user clicks **Save**, the document is displayed in the **Drafts form**.

When user clicks **Send**, the message instructing to register confirmation will be sent to repository. The message will be displayed in the Sent form and in the registration chain

Request confirmation report №318264

Quaterly report

Request properties

Master agreement number	MA0000004119
Party 1	Тестовый клиент ЛК 3
Party 2	Тестовый клиент ЛК 4
Trade identifier in terms of party 1	q3
Trade identifier in terms of party 2	q
Trade number	DD0000022845
Event's actual date	2013-11-27
Trade date	2013-11-27
Agreement date	2013-11-27
Effective date	2013-11-27

Report properties

Start date	2013-11-01
End date	2013-11-27
Quantity of option contracts	0
Quantity of swap contracts	0

Reporting form Message Log Attach a file Send Save Validate Close



Modify requests

Clicking on the button will take you to the Create/edit form (modal window).

When user clicks **Save**, the document is displayed in the **Drafts form**.

When user clicks **Send**, the changed message will be sent to repository. The message will be displayed in the **Sent form** and in the registration chain

Request confirmation report №318264

Quaterly report

Request properties

Master agreement number	MA0000004119
Party 1	Тестовый клиент ЛК 3
Party 2	Тестовый клиент ЛК 4
Trade identifier in terms of party 1	q3
Trade identifier in terms of party 2	q
Trade number	DD0000022845
Event's actual date	2013-11-27
Trade date	2013-11-27
Agreement date	2013-11-27
Effective date	2013-11-27

Report properties

Start date	2013-11-01
End date	2013-11-27
Quantity of option contracts	0
Quantity of swap contracts	0

Reporting form Message Log Attach a file Send Save Validate Close



Generate a draft of notification of disagreement to the parameters sent for coordination. The button works with the latest message of the chain

Request refusal report №340994

Request properties

Reason:

Description:

Reporting form Message Log Attach a file Send Validate Close



Revoke order, which has not yet been registered (confirmed by the counterparty). After applying the button becomes unavailable for the selected message chain.

Clicking on the button will open a message, where you must click **Yes** to confirm the action

Retract chain #257240

Are you sure you want to retract this message?

Yes No

Hide the chain from the table. To display all hidden chains apply the **Show hidden** filter (highlighted in yellow). The chain becomes visible when you add a comment. A hidden chain is automatically marked as read

Date ↓	Product	Type
2016-09-30 09:56	Foreign exchange swap	Registration request for contract "Foreign exchange swap"
2016-09-28 14:51	Repo transaction	Registration request for contract "Repo transaction"
2016-09-28 14:33	Repo transaction	Registration request for contract "Repo transaction"
2016-09-28 13:14	Repo transaction	Registration request for contract "Repo transaction"

Working with message CM082

To work with the Aggregated report on binary options (CM082) the **Registered** form was changed:

- Clicking on the button opens a print settings form of report on binary options.
1. Clicking on the message / registration notification in the additional table opens a print form of the message (Fig. 7).

Figure 7 shows a print form of a message registration notification. The form is titled "АНКЕТА ДОГОВОРА CONTRACT" and is divided into two main sections: "Параметры документа / Requisite details of the document" and "Содержание договора / Agreement details".

Параметры документа / Requisite details of the document

Отправитель/Sender:	VR0TGLOBAL1 / LEL_000000000	ООО "АЙТИ ГЛОБАЛ"
	Репозиторий код / Repository code	Краткое наименование / Shortened name
Получатель/Receiver:	NDC000000000 / LEL_000000000	НКО ЗАО НРД
	Репозиторий код / Repository code	Краткое наименование / Shortened name
Исходящий номер сообщения / Outgoing reference number of the message:	271 959 271	
Дата выдачи сообщения / Message submission date:	2015-10-27	
Идентификатор последовательности сообщений / Correlation identifier:	[VR0TGLOBAL1]{2015}{271959970}	
Назначение / Purpose:	Для внесения сведений в реестр договоров / For registering data in the contracts register	

Содержание договора / Agreement details

Регистрационный номер, присвоенный репозитарием / The registration number assigned by the repository:	NONREF
Регистрационный номер генерального соглашения / Master agreement's number:	MA00000000

Fig. 7 – a print form of the message

2. To download the message / registration notification to the xml-file the button was added In the additional table (Fig. 8).




Type
Registration request for contract 
Notification of request status 
Registration notification 

Fig. 8 – a print form of the message