


- - ;
- - ;
- - ;
- (type options) – , /;
- (type total) – .

**Ctrl Shift,**



Positions

Accounts	Strategies	Positions	Fills	Orders	Notes	What-if	Market	Chart	Set price	DDE											
COG_DEMOITG181 T	Straddle	Q	Instrument	Type	Strike	Exp	Positio...	Vola	Price	Volume	Last	Th...	Bid	Ask	P&L	P&L (M)	ΔDelta	ΣGam...	ΣVega	ΣTheta	
ES	Test_strategy		Test_strategy																		
	actual	r/o																			
			-1	CME ES FC U17 2150	call	2150.00	360	M	16...	129.7...	-129.75	125.00	12...	12...	128...	2.88	145.00	-0.50	-0.001...	-8.40	0.20
			0	CME ES FP U17 2150	put	2150.00	360	M	16...	0	0.00	154.25	15...	15...	153...	0.00	0.00	0.000000	0.00	0.00	
			1	CME ES FC U17 2160	call	2160.00	360	R	16...	120...	120.00	119.25	1...	1...	12...	1...	57.50	0.49	0.001...	8.39	-0.19
			3	CME ES FC U17 2110	call	2110.00	360	R	17...	152...	457.50	149.25	1...	1...	15...	-3...	-170.00	1.63	0.003...	25.04	-0.61
			3	CME ES FP U17 2110	put	2110.00	360	R	16...	137...	412.75	138.75	1...	1...	13...	-2...	-110.00	-1.37	0.003...	25.04	-0.58
			0	options					0.0...	143.4...	860.50		0...	84...	868...	-1...	-77.50	0.25	0.006584	50.08	-1.19
			0	total					0.0...	143.4...	860.50		0...	84...	868...	-1...	-77.50	0.25	0.006584	50.08	-1.19

1-

- ;
- ;
- Q - ;
- Instrument - ;
- Type - : call ( ), put ( ), fut ( );
- Strike - ;
- Position type - (R - , M - );
- Exp. - - ;
- Vola - ;
- Price - ;
- Last price - ;
- Theo - ;
- P&L - / ;
- Theta, Vega, Gamma, Delta - ( ).
- Volume - . ( ) , ;
- P&L (M) - / ;
- Bid/Ask - Bid/Ask ;
- Mnns (moneyness, ) - :
  - I - (in the money),
  - A - (at the money),
  - O - (out of the money).

, :

- c
- .

**Position type,**

- R - .
- M - , .

Q	Instrument	Strike	Exp	Position type	Vol	Price	Volume	Theo	Bid	Ask	P&L	P&L (...)
Strategy1												
-1	CME ES FC U16 2185	2185,0	22	M	9,3170	14	-14	14,87921	14,75	15	-0,87921	-50
2	CME ES FC U16 2165	2165,0	22	M	10,7086	27,25	54,5	27,52552	27	27,75	0,55105	25
3	CME ES FP U16 2175	2175,0	22	R	9,9152	22,5	67,5	21,869...	21,75	22,25	-1,89276	-100
0					0,0000	27	108	0	104,25	107,5	-2,22092	-125
0					0,0000	27	108	0	104,25	107,5	-2,22092	-125

2-



(. 3).

Q	Instrument	Type	Strike	Exp	Position...	Vol	Price	Volume	Last	Th...	Bid	Ask	P&L	P&L (M)	ΔDelta	ΣGarn...	ΣVega	ΣTheta
Test_strategy																		
-1	CME ES FC U17 2150	call	2150,00	360	M	16...	129,7...	-129,75	125,00	12...	12...	128...	2,88	145,00	-0,50	-0,001...	-8,40	0,20
0	CME ES FP U17 2150	put	2150,00	360	M	16...	0	0,00	154,25	15...	15...	153...	0,00	0,00	0,000000	0,00	0,00	
1	CME ES FC U17 2160	call	2160,00	360	R	COG_DEMOITG181 / Test_strategy / CME ES FC U17 2150												
3	CME ES FC U17 2110	call	2110,00	360	R	Can be edited? Yes 0,25												
3	CME ES FP U17 2110	put	2110,00	360	R	Affects calculations Yes												
0		options				Price 129,75												
0		total				Volume -129,75												
						Volatility 16,8427												
						Last price 125,00												
						Theor. price 126,87												
						Best bid price 125,75												
						Best ask price 128,25												
						Profit-Loss 2,87885												
						Profit-Loss (money) 145												
						Margin 0,0000												
						Position delta -0,50												
						Position gamma -0,00112555												
						Position vega -8,3952												
						Position theta 0,1962												
						Instrument CME ES FC U17 2150												
						Strike 2150,0												
						Expiration date 15 Sep 2017												
						Days till expiration 360												
						Contains external fills? No												
						Contains manual fills Yes												
						Contains adjustment fills Yes												

3-

:

Q	Instrument	Strike	Exp	Position type	Vol	Price	Volume	Theo	Bid	Ask	P&L	P&L (...)
289				M	16,0065	124,75	124,75	124,75	123,51			
					0,0000	124,7500	124,75				0,0000	
					0,0000	124,7500	124,75				0,0000	

- Display fills
- Open
- Close
- Shift
- Delete
- Instrument
  - Open Option desk
  - Order Book
  - Buy
  - Sell
  - Historical chart
  - Add to instrument board
  - Option series**
    - Option desk
    - Volatility skew
    - Pricing model
    - Spread desk
    - Locate in instrument tree
  - Locate in instrument tree
  - Instrument information

4 -

- - ( );
- - / ( );
- - ;
- **Shift** - ( . )
- **Instrument** - :
  - - ;
  - - ( );
  - - / ( );
  - - ( );
  - - ( );
  - :
    - (Option desk);
    - (Volatility skew);
    - (Pricing model);
    - (Spread desk).
  - - ;
  - - .

, , ,

:

- **Add position** /;
- .

**Add position :**

1. ;

**Add new position** ✕

Account

Strategy

Instrument

Price

Quantity

5 -  
2. ;

, , ,

3. ;
4. ;
5. ( );

6. OK.

, , [Spread desk](#) (. 10).

The image shows a trading interface with a 'Drop' button circled in red. Below it is a dialog box titled 'Add new position' with the following fields:

- Account: Account1
- Strategy: Strategies1
- Instrument: AAPL1512R114
- Price: 120,14
- Quantity: 5

At the bottom of the dialog are 'OK' and 'Cancel' buttons. In the background, a table of market data for 'GOOG / GOOG 2015-06-12' is visible, showing columns for Th..., Ve..., Ga..., De..., Ask, T..., Bid, Vola, Po..., St..., Po..., Vola, Ask, T..., Bid, De..., Ga..., Ve..., Th... with corresponding numerical values.

6-

**Add new positions** (. . 6). , drag'n'drop: - call, - put.

, , **Enter**.

/Fill manager . . . .

, , . [Fill manager](#) **default**.

, , . [Fill manager](#) .

, , . .

.

, . **actual** .

, , / (total options). .

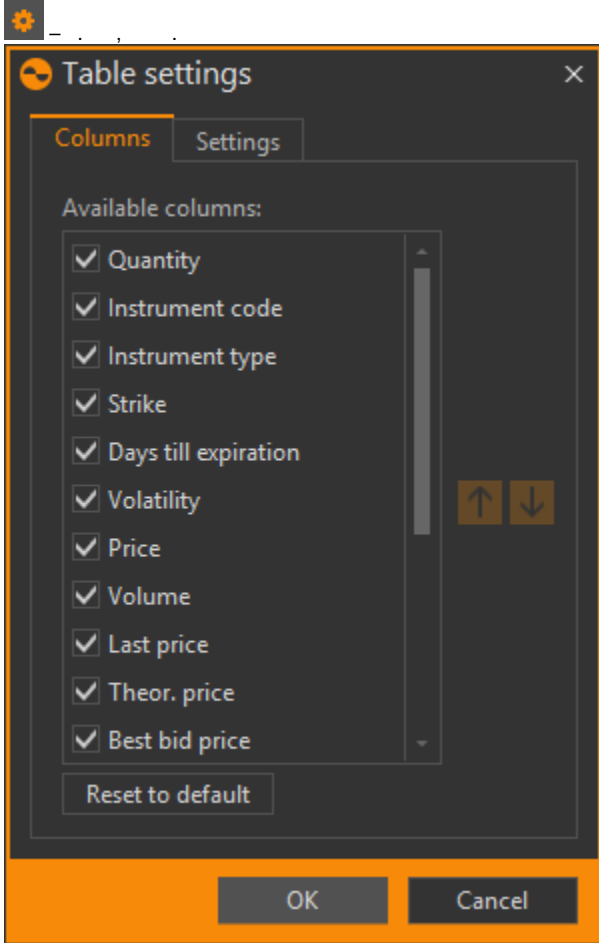
Positions (CQG\_DEMOITG183/ES/Strategy1)

Positions Fills Orders Notes What-if Market Chart Set price DDE

Q	Position t...	Vol	Price	Volume	Theo	Bid	Ask	P&L	P&L (M)	ΣDelta	ΣGamma	ΣVega	ΣTheta
✖	1	M	9,1095	20	7,74694	7,5	8	-12,25306	-612,5	0,28	0,007633	1,6499	-0,4082
✖	2	M	11,2335	27,25	23,86868	23,5	24,25	-6,76264	-337,5	1,07	0,014527	3,8725	-1,1814
✖	3	R	10,5255	22,5	23,62214	23	24,25	3,36643	167,5	-1,63	0,023214	5,7980	-1,6574
✖	0		0,0000	22,5	67,5	0	69	3,36643	167,5	-1,63	0,023214	5,7980	-1,6574
✖	0		0,0000	22,5	67,5	0	69	3,36643	167,5	-1,63	0,023214	5,7980	-1,6574

7-

- +
- Positions Fills Orders Risks Notes - / / / / ;
- Chart - ( );
- Set price - ( );
- What-if Market - what-if (What-if c). what-if ;
- ▲ ▼ - ( );
- DDE - (DDE );
- ↗ - ;
- ↑ - ;
- ↶ - ;



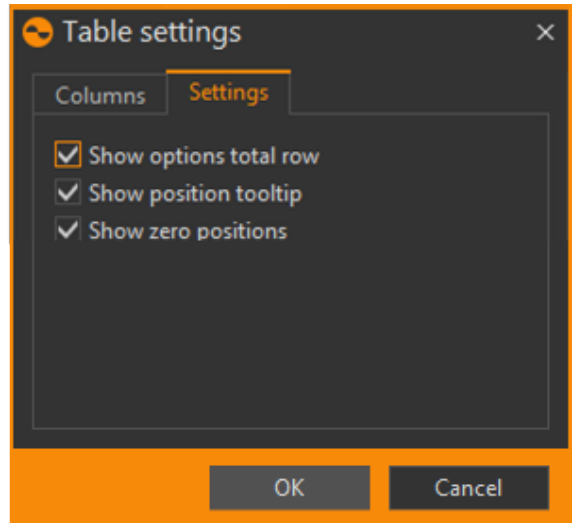
12 -



, **Reset to default.**

Setting :

Vola	Last	Ask
460,7811	0,05	0,05
214,1922	0,05	0,05
0,0000		0,05
0,0000		0,05



13 - Table settings

- Show options total row – ;

Q	Instru...	Type	Strike	Exp	Vol	Price	Vol...	Last	Theo	Bid	Ask	P&L	P&L (M)	ΔDelta	ΣGamma	ΣVega	ΣTheta
-2	CME...	put	4470.0	1	26,2665	51,25152	-10...	51,75	51,25152	0	0	0	0	1,36	-0,009539	-2,0447	17,7268
0	CME...	put	4410.0	1	20,9198	0	-3	18,75	13,59224	13,25	14,75	3	60	0,00	0,000000	0,0000	0,0000
1	CME...	put	4390.0	1	22,0734	10	10	10	8,88434	8,75	9,75	-1,11566	-22	-0,24	0,004909	0,8842	-6,4422
1	CME...	call	4440.0	1	19,1620	13,25	13,25	13,25	19,0971	18,75	20,25	5,8471	117	0,46	0,007253	1,1341	-7,1728
1	CME...	put	4440.0	1	19,4855	31,5	31,5	31,5	25,214	24,75	26,5	-6,286	-126	-0,54	0,007133	1,1343	-7,2952
3	CME...	call	4380.0	1	13,5773	0	0	55,75	55,64078	0	0	166,92233	3338	2,76	0,011392	1,2622	-5,6564
0	opt...				0,0000	-12,68826	-50...			52,25	56,5	168,36778	3367	3,81	0,021148	2,3701	-8,8399
0	total				0,0000	-12,68826	-50...			52,25	56,5	168,36778	3367	3,81	0,021148	2,3701	-8,8399

14 – options total row

- Show position tooltip – ;

Q	Instru...	Type	Strike	Exp	Vol	Price	Vol...	Last	Th...	Bid	Ask	P&L	P&L (M)	ΔDelta	ΣGam...	ΣVega	ΣTheta	
-7	CME ES FC U17 2150	call	2100.00		360	M	75...	128,7...	-129,75	128,00	12...	12...	2,88	165,00	-6,50	-0,001...	-0,40	0,00
0	CME ES FP U17 2150	put	2100.00		360	M	75...	0	0,00	154,25	15...	152...	0,00	0,00	0,000000	0,00	0,00	
1	CME ES FC U17 2160	call	2160.00		360	M	COG_DEMOITG181 / Test_strategy / CME ES FC U17 2150	12...	7...	57,50	0,49	0,001...	8,39	-0,19				
3	CME ES FC U17 2110	call	2110.00		360	M	Can be edited?	Yes	15...	-2...	170,00	1,63	0,002...	25,04	-0,61			
3	CME ES FP U17 2110	put	2110.00		360	M	Affects calculations	Yes	13...	-2...	110,00	-1,37	0,002...	25,04	-0,58			
0	options				0,0000	-12,68826	-50...			52,25	56,5	168,36778	3367	3,81	0,021148	2,3701	-8,8399	
0	total				0,0000	-12,68826	-50...			52,25	56,5	168,36778	3367	3,81	0,021148	2,3701	-8,8399	

15 –

- Show zero positions – ;

Q	Instru...	Type	Strike	Exp	Posi...	Vol	Price	Volume	Last	Theo	Bid	Ask	P&L	P&L (...)	ΔDelta	ΣGam...	ΣVega	ΣTheta	
0	CME ES FC H...	call	21		189	M	14,52...	0	0,00	82,50	76,75	76,00	77,00	0,00	0,00	0,00	0,00000...	0,00	0,00
0	CME ES FC U...	call	50		7	M	534,6...	0	0,00	1677,50	1656,37	1667,25	1672,25	0,00	0,00	0,00	0,00000...	0,00	0,00
0	CME ES FP H...	put	21		189	M	14,71...	0	0,00	98,75	105,63	105,25	106,25	0,00	0,00	0,00	0,00000...	0,00	0,00
0	opt...				0,0000	0	0,00			0,0000	0,0000	0,0000	0,00	0,00	0,00	0,00	0,00000...	0,00	0,00
0	total				0,0000	0	0,00			0,0000	0,0000	0,0000	0,00	0,00	0,00	0,00	0,00000...	0,00	0,00

16 –